



# Elevated Performance

GENIE SCISSOR LIFTS



# Customers First Always

## Partnering for Success

Our dedication to taking you higher extends well beyond the physical reach of our products. We thrive on building satisfying customer relationships because you, our customer, are at the center of everything we do.

Since 1966, we've been developing products to solve your worksite challenges — and that process never ends. Our team of product managers and engineers uses your input to design new products, featuring the latest technology to meet your changing needs. Then we manufacture those products to stringent standards that help increase quality, lower costs and give you exceptional value for years to come.

## Providing Superior Value

Our commitment doesn't end with the sale. Our dedicated service teams are available 24 hours a day, 365 days a year to provide support when you need it most. In addition, our extensive parts network ships most parts within 24 hours. Simply put, we're always working to help increase your uptime so you can be more successful.

Genie is driven by one goal: doing the right thing, at the right time for our customers. That's not just what we do; it's who we are. So tell us what you need. We're listening.

## New Look Speaks to Genie Products' Strengths

Genie® products set an industry standard for quality, reliability and safety. They are intuitive to operate and straightforward to service. A Genie product conveys these principles to you through considered design at every touchpoint.

Beginning in 2014, you might notice an evolution to the look and feel of many Genie products. We think the new look defines shapes, colors and features of our products in a contemporary way while emphasizing quality, reliability and serviceability — we hope you like it.



Setting the Standard: Terex Aerial Work Platforms (AWP) manufactures some of the most advanced, highest-valued lift equipment in the industry. Distinctive blue Genie® lifts set the standard for performance and durability — not to mention support from people who understand your business.



## Elevated Efficiency with Industry-Leading Design

Genie® electric and rough terrain scissor lifts offer you high performance and versatility — boosting work site productivity. Genie electric scissor lifts are exceptionally mobile, letting you maneuver in tight worksites. Plus, they're productive and efficient, providing increased workspace for larger loads and more workers. Genie rough terrain scissor lifts also enhance productivity by providing exceptional traction, speed and gradeability. They're the perfect machines for big outdoor jobs where platform workspace is critical.

Genie scissor lifts provide productivity-enhancing speed and gradeability to help you make the most of the equipment on your jobsite.





# Maximize Your Productivity

Genie® self-propelled electric scissor lifts are the industry solution for increasing worksite productivity. Ideal for maneuvering in tight spaces, they're excellent for indoor and outdoor construction, maintenance and installation applications with firm, level surfaces. Characterized by low noise levels, these lifts provide excellent capacity and generous platform workspace.



## Compact Maneuverability

All models have front-wheel drive and most models feature zero inside turning radius for excellent maneuverability in tight spaces like congested construction sites, elevators and narrow aisles.



## Easy Service

On-board diagnostics help operators troubleshoot on the fly and make adjustments in the field to increase uptime. Swing-out battery box and power module trays allow easy access to engine components for convenient service.

The Genie slab scissor lift family has been updated with features that enhance reliability, serviceability and performance.



### Convenient Operation

Low-emission electric scissor lifts deliver a quiet, convenient solution for sound-sensitive environments like office buildings, shopping malls, hotels, schools and more. Gain access to even loftier jobs with the GS™-3232 lift, which provides working heights up to 38 ft (11.75 m) while fitting into spaces as narrow as 32 in (81 cm) wide.



### Outdoor Functionality

Electric self-propelled scissor lifts offer outdoor functionality on firm, level surfaces, providing accessibility for a wide variety of applications.



### Aviation Scissor Lift

The GS-2646 AV scissor lift is built specifically for the aviation industry. A Padded Aircraft Protection Rail (PAR), front entry gate, and an optional powered five foot extension deck, provide an extra level of protection and productivity to meet the needs of the aviation industry.

## Electric Models Available

SINGLE-DOOR ACCESS	<a href="#">GS-1530</a>	<a href="#">GS-1930</a>	<a href="#">GS-2032</a>	<a href="#">GS-2632</a>	<a href="#">GS-3232</a>	
DOUBLE-DOOR ACCESS	<a href="#">GS-2046</a>	<a href="#">GS-2646</a>	<a href="#">GS-3246</a>	<a href="#">GS-2669 DC</a>	<a href="#">GS-3369 DC</a>	<a href="#">GS-4047</a>

# Options for Electric Self-Propelled Scissor Lifts

	GS-1530	GS-1930	GS-2032	GS-2632	GS-3232	GS-2046	GS-2646	GS-3246	GS-4047
<b>Platform</b>									
PLATFORM SWING GATE HALF HEIGHT	0	0	0		0				
FOLDING GUARDRAILS WITH PLATFORM HALF HEIGHT SWING GATE	0	0	0	S	S				
FOLDING GUARDRAILS WITH PLATFORM FULL HEIGHT SWING GATE						S	S	S	S
AIR LINE TO PLATFORM	0	0	0	0	0	0	0	0	0
<b>Warning</b>									
DUAL FLASHING BEACONS	0	0	0	0	0	0	0	0	0
MOTION ALARM	0	0	0	0	0	0	0	0	0
AUTOMOTIVE-STYLE HORN	0	0	0	0	0	0	0	0	0
ELECTRONIC HORN	S	S	S	S	S	S	S	S	S
<b>Stability</b>									
AUTOMATIC LEVELING HYDRAULIC OUT-RIGGERS						S			
OSCILATING AXLE									
<b>Power</b>									
POWER INVERTER (110 V/60 HZ/800 W)	0	0	0	0	0	0	0	0	0
POWER INVERTER (230 V/50 HZ/800 W)	0		0	0	0	0	0	0	0
EE RATING	0	0	0	0	0	0	0	0	0
<b>Tires</b>									
SOLID NON-MARKING TIRES	S	S	S	S	S	S	S	S	S
FOAM FILLED NON-MARKING ROUGH TERRAIN TIRES									
FOAM FILLED LOW PROFILE TURF TIRES									

0 = Option    S = Standard



## Folding Guardrails


Neatly folding guardrails make it easy to maneuver through doorways, into elevators and throughout other height-restricted areas.





### Dual Flashing Beacons

Orange flashing lights warn workers when lift is moving or in operation.



### Non-Marking Tires

These hard rubber non-marking tires prevent scuffing floors or picking up debris that could otherwise damage a floor.



### Self-Leveling Outriggers

The Genie GS™-3232 slab scissor lift has a compact, maneuverable design and automatic hydraulic, non-marking, self-leveling outriggers that level the lift on uneven ground — up to 5° side to side — before elevating the platform.

# Boost Your Performance and Power

Genie® rough terrain scissor lifts are tough, construction-oriented four-wheel drive machines with positive traction control — ideal for increasing productivity in demanding outdoor worksites. Competitive lift speed and large platforms increase efficiency with the handling and capacity to get to the jobsite and finish working faster.



## Speed and Traction

Genie RT scissor lifts are able to traverse through uneven or rough terrain environments more efficiently. They are equipped with four-wheel drive and positive traction control for traction when you need it most. They offer up to 50% gradeability when driving on slopes.



## Full Drive Height

The Genie GS™-4069 is the world's first 40 foot full drive height rough terrain scissor lift in its class. The 26 foot and 33 foot models are also equipped with this feature, providing outstanding end user uptime while on the jobsite.

Genie RT models are built for the rental industry and built to last. They're designed to stand up to the rigors of frequent use in diverse worksite conditions.





More Room to Work

These units are ideal for jobs that require greater capacity for more workers, materials and tools. For added workspace, all RT models come standard with a multi-position slide-out extension deck on the front of the platform. A rear slide-out extension deck can be added to models GS™-3384 and up. In addition, power to the platform allows workers to use electrically powered tools.



Easy Service

On-board diagnostics help operators troubleshoot on the fly and make adjustments in the field to maintain uptime. Plus, slide- or pull-out engine trays allow easy access to components — no need to reach around obstacles inside the machine. Many parts and service procedures are common across the entire Genie® scissor lift line for cost-effective parts stocking and maintenance efficiencies.



- Rough Terrain Models Available
- [GS-2669 RT](#)
  - [GS-3369 RT](#)
  - [GS-4069 RT](#)
  - [GS-3384 RT](#)
  - [GS-3390 RT](#)
  - [GS-4390 RT](#)
  - [GS-5390 RT](#)

Best-in-class

# Models for Indoor and Outdoor Efficiency

The family of Genie® rough terrain scissor lifts includes both fully electric (DC) and hybrid (bi-energy) models to boost jobsite versatility and performance both indoors and outside while representing significant cost savings over diesel powered lifts.

## Electric models are speedy, roomy and always ready

The DC line, GS™-2669 DC, GS™-3369 DC and GS™-4069 DC, offers the same range of lifting capacities of the RT counterparts – such as a full drive height feature – along with an increase in stowed drive speed plus a larger work platform and an extension deck for workers. The electric drive motor provides emissions-free performance in enclosed buildings – and the drive motors are sealed which helps in reducing maintenance and service costs.

All three come standard with rough terrain tires for moving through dirt, sand and mud, with turf tires as optional. Charge the scissor lifts overnight and they are ready to go the next morning, always ready when you are to tackle the project.





## Bi-energy for true 'start to finish' performance

The versatile BE series, Genie® GS™-2669 BE, GS-3369 BE and GS-4069 BE, completes the line of 69-inch RT and DC scissor lifts. They are the first rough terrain, high performance electric scissor lifts with an onboard integrated generator to charge the batteries and supply power to the platform and chassis – so in the early stages of construction, the lift stays charged and with full AC power when power is not available on the jobsite. A simple switch to hybrid or electric-only to meet the needs of the job means higher utilization of the equipment.

A front active oscillating axle helps keep all four wheels on the ground during operation providing the end user with more machine control and power when climbing hills and jobsite obstacles. Non-marking foam-filled rough terrain tires provide the versatility needed to start the job on rough terrain and finish on indoor slab surfaces.

## A fit for every job.

Available in 26', 33' and 40', and drivable at full height for jobsite efficiency and uptime. The GS-2669 BE also offers an unmatched lift capacity of 1500 pounds to provide end users with the ability to lift more with greater efficiency.

## Power anytime.

Versatile power management maintains the battery charge so the operator can focus on getting the job done. The integrated generator supplies 120V, 15A power to the platform and chassis, for powering hand tools without needing onsite power.

## Smooth to maintain.

AC drive motors run cool and clean which translates to high reliability for internal wiring, brakes and bearings, the swing out doors and trays provide easy access to electronics, hydraulics and batteries when maintenance is needed. The Genie SmartLink™ control system provides improved troubleshooting and easy aftermarket updates.



## Electric and Bi-Energy Models Available

**GS-2669 DC / BE**

**GS-3369 DC / BE**

**GS-4069 DC / BE**



# Options for Rough Terrain Self-Propelled Scissor Lifts

GS-2669 RT/DC/BE  
GS-3369 RT/DC/BE  
GS-4069 RT/DC/BE  
GS-3384 RT  
GS-3390 RT  
GS-4390 RT  
GS-5390 RT

Platform							
DUAL SLIDE-OUT EXTENSION DECK PACKAGE (FRONT & REAR)				0	0	0	0
AIR LINE TO PLATFORM	0	0	0	0	0	0	0
Warning							
DUAL FLASHING BEACONS	0	0	0	0	0	0	0
MOTION ALARM	0	0	0	0	0	0	0
Stability							
AUTOMATIC LEVELING HYDRAULIC OUTRIGGERS	0	0	0	0	0	0	S
OSCILLATING AXLE	S	S	S		S	0	0
Power							
2,000 AC WATT GENERATOR (120V/60HZ)	0	0	0	0	0	0	0
Engine							
HYDRAULIC OIL COOLER	0	0	0	0	0	0	0
DIESEL SCRUBBER/ SPARK ARRESTOR	0	0	0	0	0	0	0
COLD START PACKAGES (BY ENGINE TYPE)	0	0	0	0	0	0	0
Tanks							
SPARE PROPANE TANK	0	0	0	0	0	0	0
Tires							
NON-MARKING RT TIRE	0	0	0	0	0	0	0
HIGH FLOTATION AIR-FILLED TIRES				0	0	0	0
HIGH FLOTATION FOAM-FILLED TIRES	0	0	0	0	0	0	0

0 = Option      S = Standard



## Oscillating axle

The oscillating axle automatically senses the terrain and adjusts the axle position based on ground conditions to maintain stability.



## Generator

This built-in hydraulically driven 120 V AC generator is available to supply power to the platform for operating tools.



## Self-leveling hydraulic outriggers

Save time with the automatic leveling hydraulic outriggers. All four outriggers are designed to automatically deploy simultaneously to ensure the lift is level on uneven ground before elevating the platform.

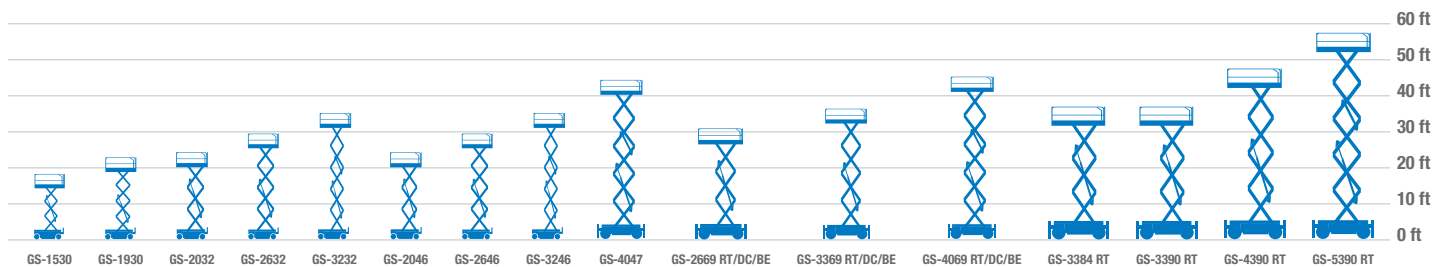
# Specifications

## Self-Propelled Scissor Lifts

MODEL	WORKING HEIGHT		WIDTH		TURNING RADIUS*		LIFT CAPACITY		GRADEABILITY**
	US	METRIC	US	METRIC	US	METRIC	US	METRIC	
<b>Electric Scissor Lifts</b>									
GS-1530	21 ft	6.57 m	2 ft 6 in	.76 m	5 ft 1 in	1.55 m	600 lbs	272 kg	30%
GS-1930	25 ft	7.79 m	2 ft 6 in	.76 m	5 ft 1 in	1.55 m	500 lbs	227 kg	30%
GS-2032	26 ft	8.10 m	2 ft 8 in	.81 m	7 ft	2.13 m	800 lbs	363 kg	30%
GS-2632	32 ft	9.92 m	2 ft 8 in	.81 m	7 ft	2.13 m	500 lbs	227 kg	25%
GS-3232	38 ft	11.75 m	2 ft 8 in	.81 m	7 ft	2.13 m	500 lbs	227 kg	25%
GS-2046	26 ft	8.10 m	3 ft 10 in	1.17 m	7 ft 6 in	2.29 m	1,200 lbs	544 kg	30%
GS-2646	32 ft	9.92 m	3 ft 10 in	1.17 m	7 ft 6 in	2.29 m	1,000 lbs	454 kg	30%
GS-3246	38 ft	11.75 m	3 ft 10 in	1.17 m	7 ft 6 in	2.29 m	700 lbs	318 kg	25%
GS-4047	45 ft	13.89 m	3 ft 11 in	1.19 m	7 ft 7 in				
<b>Rough Terrain Scissor Lifts</b>									
GS-2669 RT/DC/BE	32 ft	9.75 m	5 ft 9 in	1.75 m	15 ft 1 in	4.60 m	1,500 lbs	680 kg	40% / 35% / 35%
GS-3369 RT/DC/BE	39 ft	11.90 m	5 ft 9 in	1.75 m	15 ft 1 in	4.60 m	1,000 lbs	454 kg	35% / 35% / 35%
GS-4069 RT/DC/BE	46 ft	14.02 m	5 ft 9 in	1.75 m	15 ft 1 in	4.60 m	800 lbs	363 kg	35% / 35% / 35%
GS-3384 RT	39 ft	12.06 m	7 ft	2.13 m	19 ft 6 in	5.94 m	2,500 lbs	1,134 kg	50%
GS-3390 RT	39 ft	12.06 m	7 ft 6 in	2.29 m	17 ft 6 in	5.33 m	2,500 lbs	1,134 kg	50%
GS-4390 RT	49 ft	15.11 m	7 ft 6 in	2.29 m	17 ft 6 in	5.33 m	1,500 lbs	680 kg	50%
GS-5390 RT	59 ft	18.15 m	7 ft 6 in	2.29 m	17 ft 6 in	5.33 m	1,500 lbs	680 kg	40%

\*Outside

\*\*Gradeability applies to driving on slopes, see operator's manual for details regarding slope ratings. Gradeability may vary depending on options installed on machine.











18340 NE 76th Street, P.O. Box 97030, Redmond, Washington 98073-9730


Toll Free in USA/Canada +1 (800) 536-1800 · Telephone +1 (425) 881-1800 · Fax +1 (425) 883-3475

[www.genielift.com](http://www.genielift.com)

### Worldwide Manufacturing And Distribution

Australia · Brazil · Caribbean · Central America · China · France · Germany · Italy · Japan · Korea · Mexico  
Southeast Asia · Spain · Sweden · United Arab Emirates · United Kingdom · United States

Effective Date: February, 2015. Product specifications and prices are subject to change without notice or obligation. The photographs and/or drawings in this document are for illustrative purposes only. Refer to the appropriate Operator's Manual for instructions on the proper use of this equipment. Failure to follow the appropriate Operator's Manual when using our equipment or to otherwise act irresponsibly may result in serious injury or death. The only warranty applicable to our equipment is the standard written warranty applicable to the particular product and sale and we make no other warranty, express or implied. Products and services listed may be trademarks, service marks or trade names of Terex Corporation and/or their subsidiaries in the USA and many other countries. Genie and Taking You Higher are trademarks of Terex Corporation or its subsidiaries. © 2015 Terex Aerial Work Platforms. GPB 3K 0109M. Part No. 109305.



0109305